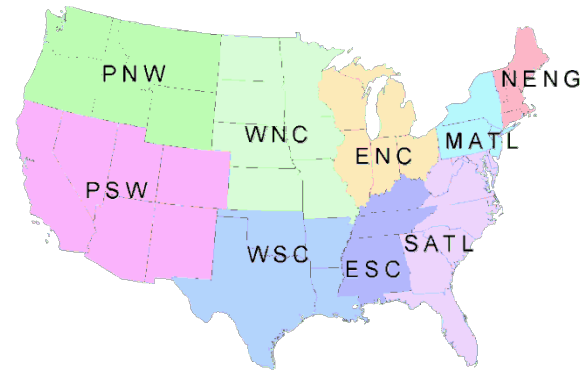


Reported Recovery Totals By Region & Nationally

Region	Shovel Ready	ARRA Stimulus	Total Recovery Tracked	Total Value Recovery Tracked
ENC	1606	4953	6559	\$18.87 B
ESC	464	2031	2495	\$16.95 B
MATL	856	1733	2589	\$39.87 B
NENG	1226	1239	2465	\$9.93 B
PNW	249	1979	2228	\$6.81 B
PSW	1203	3352	4555	\$36.72 B
SATL	1168	4047	5215	\$27.56 B
WNC	1003	2166	3169	\$12.09 B
WSC	639	2658	3297	\$18.67 B
US	8414	24158	32572	\$187.47 B



Recovery Reported by Markets

Construction Market	Shovel Ready	ARRA Stimulus	Recovery Tracked	Value Recovery Tracked
Air/Mass Transit	368	687	1055	\$31.35 B
College/Other	411	481	892	\$6.06 B
Communications	33	139	172	\$0.54 B
Dormitories	43	149	192	\$1.52 B
Energy	43	196	239	\$5.73 B
Hazardous Waste	6	39	45	\$0.13 B
Healthcare	97	1026	1123	\$7.09 B
Highway	3138	10160	13298	\$56.94 B
Hotel/Motel	11	14	25	\$0.74 B
K-12 Education	416	417	833	\$6.23 B
Manufacturing	64	139	203	\$8.66 B
Multi-Family	99	1316	1415	\$2.72 B
Office	83	456	539	\$4.76 B
Public Buildings	532	1487	2019	\$17.57 B
Recreational	382	613	995	\$3.32 B
Retail	19	57	76	\$0.48 B
Single Family	27	281	308	\$5.39 B
Site Development	384	1220	1604	\$3.62 B
Utilities	1565	3098	4663	\$16.85 B
Water Infrastructure	522	1136	1658	\$3.49 B
Water Resources	164	731	895	\$4.50 B
General Building	2508	5900	8408	\$94.19 B
Single/Multi Res	126	1597	1723	\$8.11 B
Highway & Engineering	5773	16345	22118	\$85.40 B

Life Cycle

Planning	
Shovel Ready	5,833
ARRA Recovery	3,211
Recovery Tracked	9,044
Recovery Value	\$111 B
Bidding	
Shovel Ready	536
ARRA Recovery	7,531
Recovery Tracked	8,067
Recovery Value	\$9.3 B
Construction	
Shovel Ready	2,048
ARRA Recovery	13,427
Recovery Tracked	15,475
Recovery Value	\$67.3 B

Definitions

“ARRA Funded”
 The attribute applied to content in the Dodge Project News Database representing projects confirmed by our reporting staff as funded by the American Recovery & Reinvestment Act

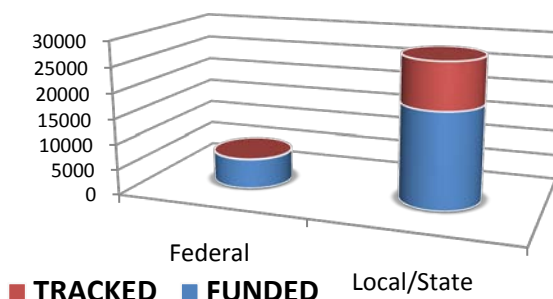


“Shovel Ready”
 The attribute applied to content representing projects identified by Dodge Editorial Reporters as candidate recovery projects, including but not exclusively projects identified from the US Conference of Mayors, State Governors and DOTs, and Federal Agencies.

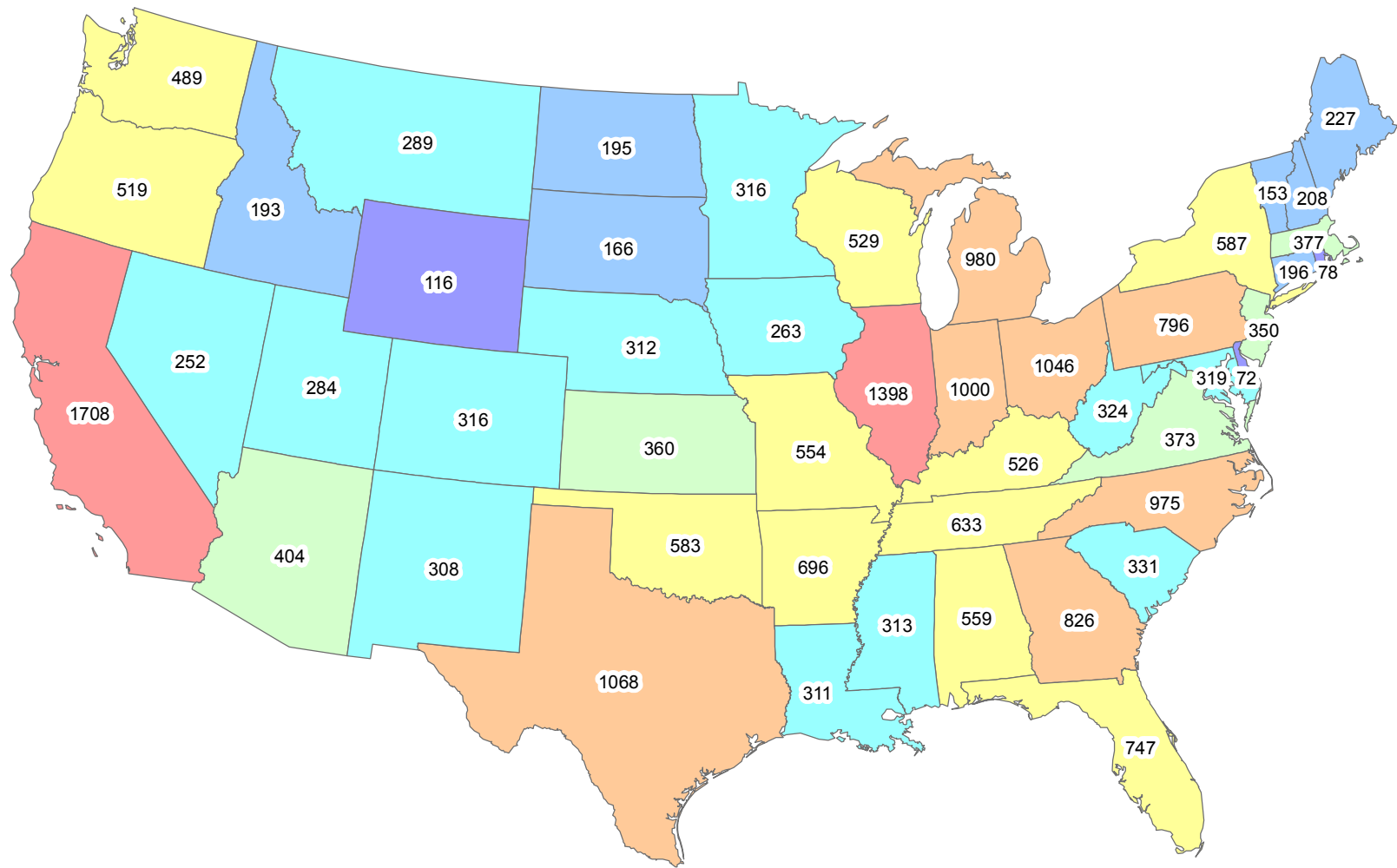
Plans on Network® - ARRA Funded

Project Group	ARRA Funded	Value Recovery Funded
Comm. Bldg	2267	16.62 B
Utilities/Plants	1373	5.29 B
Engineering	9570	28.60 B
Single Family	111	0.13 B
Ind. Trades	1330	1.32 B
Total	14,651	51.96 B

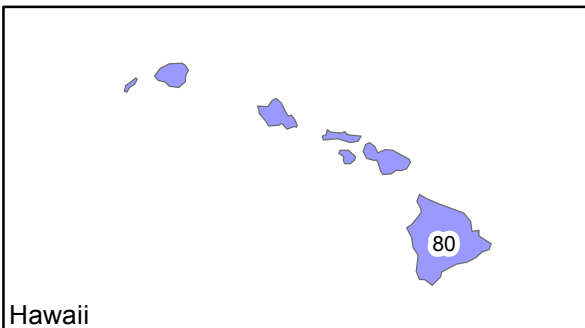
Owner Classification



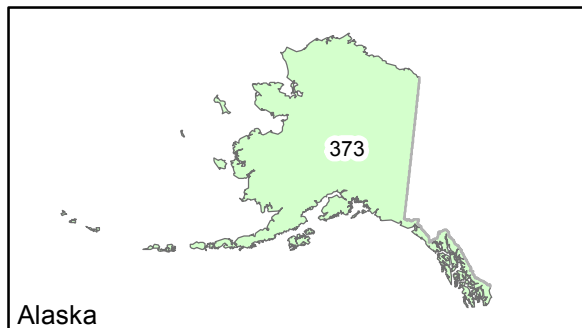
Plans on Network® - ARRA Funded



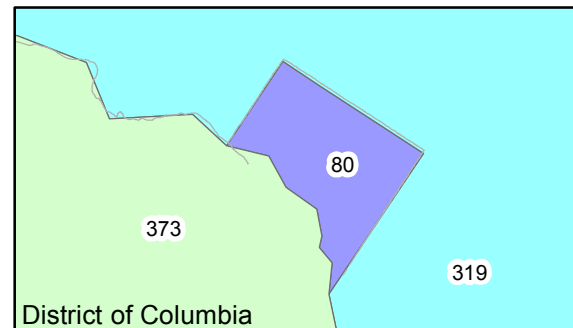
Contiguous United States



Hawaii

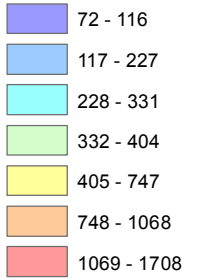


Alaska



District of Columbia

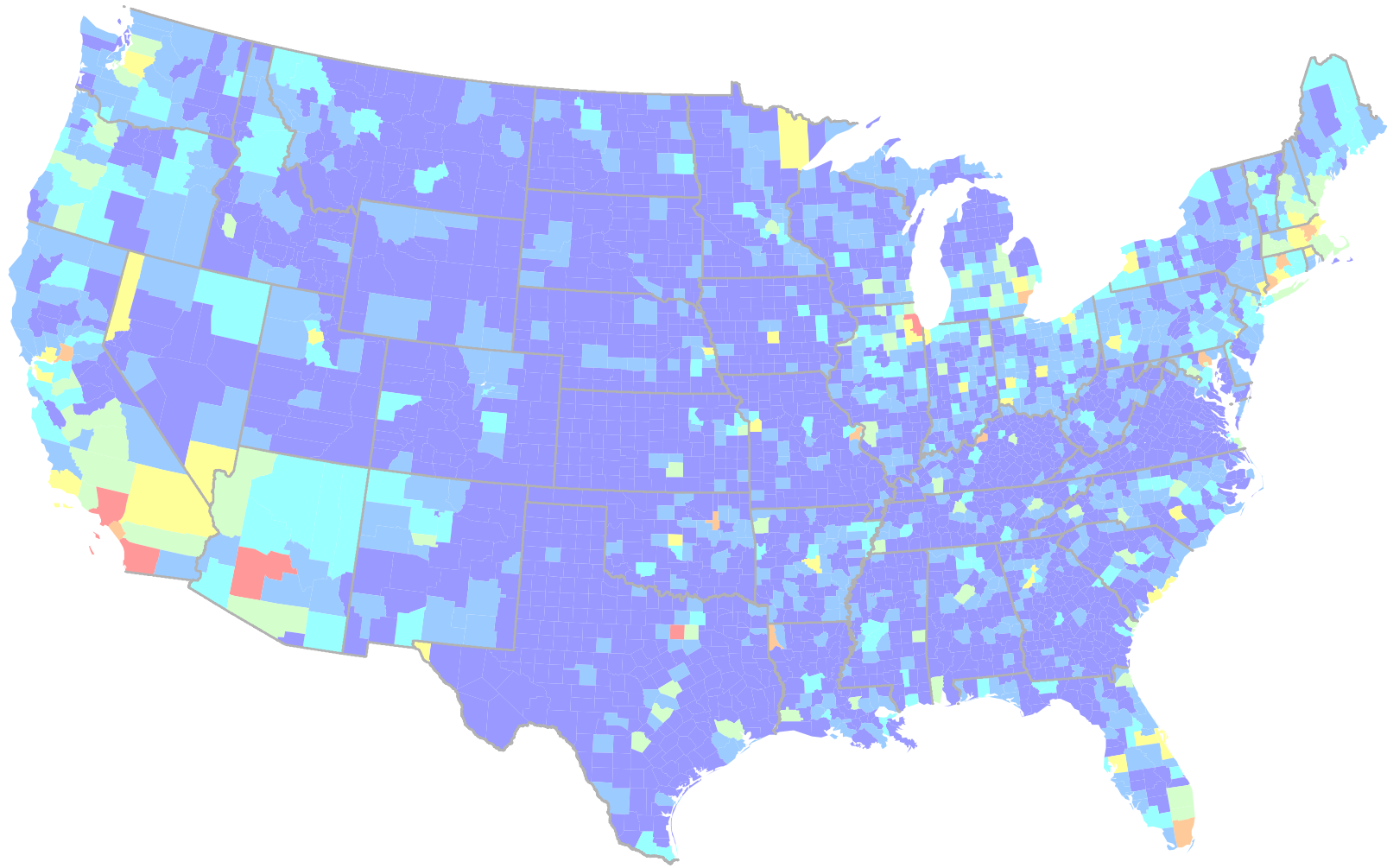
Recovery Funded



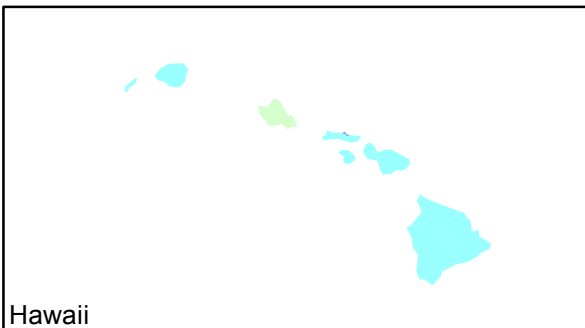
Recovery Funded Construction

Construction Confirmed Funded by American Recovery & Reinvestment Act

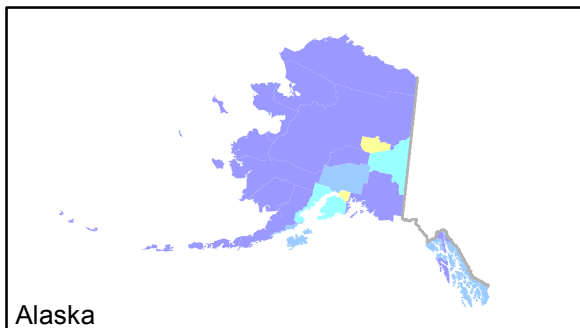
Author: Benjamin Hoppe



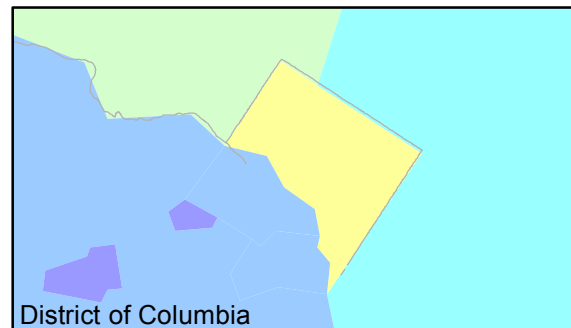
Contiguous United States



Hawaii

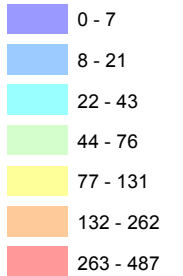


Alaska



District of Columbia

Recovery Tracked



Recovery Tracked Construction

Construction Tracked as Confirmed Funded or Potential for ARRA Funding

Author: Benjamin Hoppe